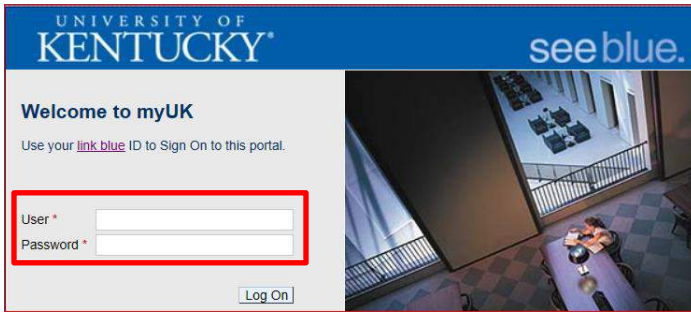
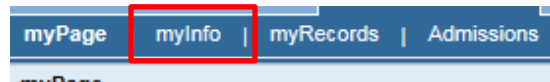


How to access Secure Messages about test results (student health):

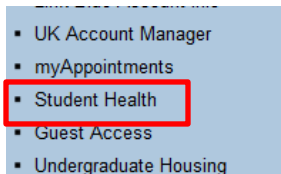
1. Access myUK by going to <https://myuk.uky.edu> and logging in using your LinkBlueID.



2. Click on the **Student Services** Tab and then the **myInfo** link at the top.



3. Click on the **Student Health** link at the bottom of the menu on the left hand side of the screen.



4. Click on **Msgs or Messages**. Click on **Inbox**. Read the message☺. To print: click file (upper left corner), then print.

