

# MyChart

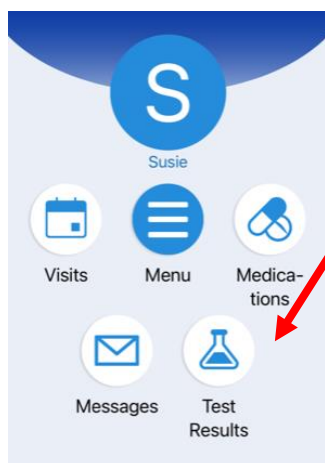
**Helpful Tips** for the MyChart app or Web Browser



**OR**

Web browser access: <http://mychart.uky.edu/>

**Lab results:** Click on the **Test Results** icon.



**Finding letter verifying your visit or listing your restrictions:**

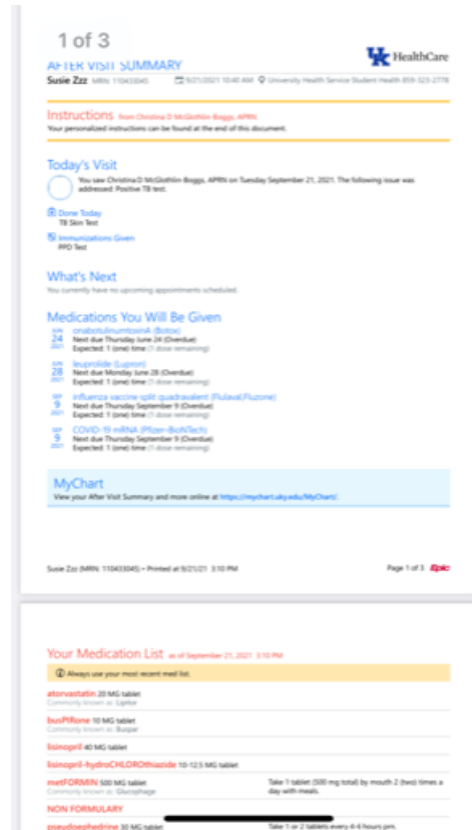
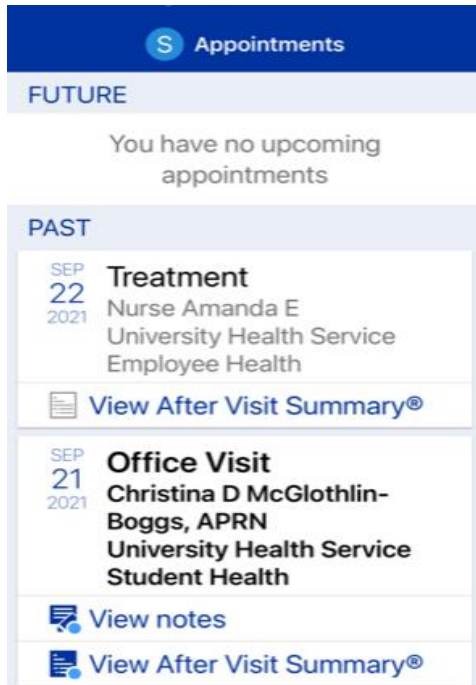
click on Menu, then scroll to Communication, then click on Letters:



If you are signed in via a web browser, you can print the letter to PDF form and send to your professors. If you are using the MyChart app on your phone, you can screen shot the letter and send to your professors.

## Patient instructions, medications and other important information:

View your **After Visit Summary**: Click on Appointments, past appointments, then the View **After Visit Summary** for the date of the visit you would like to see.



**Schedule an appointment:** Do NOT select the names on the first screen. Scroll down or left to select "UHS (Student/Employee Health)", then follow the prompts from there:

